

# UK Crematoria Survey 2018



Once again the Society has surveyed all the crematoria in the UK to obtain the latest information about fees, and to learn more about existing practices and facilities.

The latest situation is compared with the situation as it was in 2007, and for comparative purposes, where a subject was not covered in 2007 the earliest date for which information is available is shown.

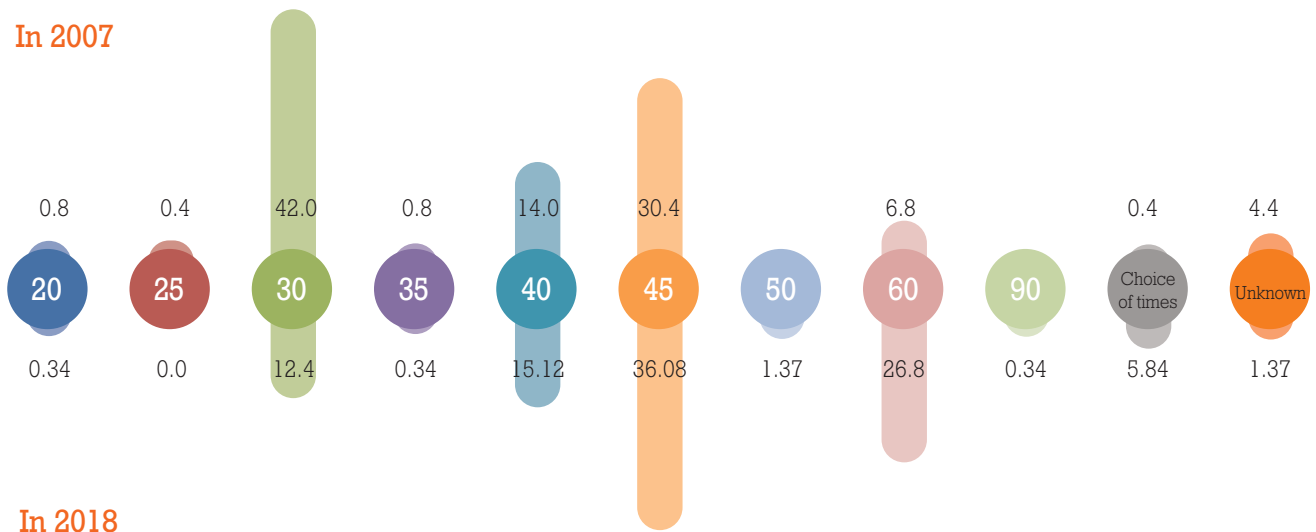
The Society is extremely grateful for the information provided by crematoria and hopes it will be of interest in providing a picture of a continuing evolving cremation movement.

However, where no returns have been received the answers to the questions must be regarded as 'unknown' for the purposes of these stats, and this will have caused some anomalies in the graphs when comparing them with those of previous years.

Pharos  
12  
Winter  
2018

## Crematoria booking slots Duration of service in minutes / Percentage of crematoria

In 2007

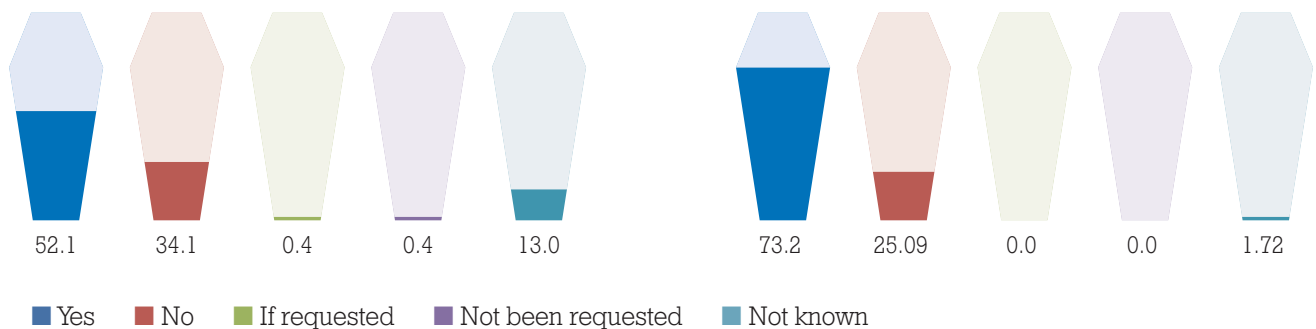


In 2018

## Crematoria allowing removal of coffin lid during service Percentage of crematoria

In 2011

In 2018

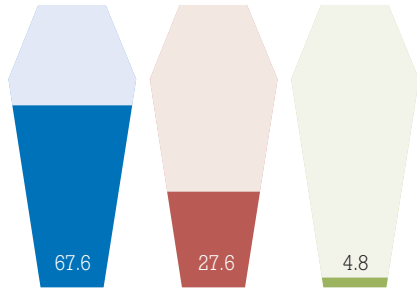


■ Yes ■ No ■ If requested ■ Not been requested ■ Not known

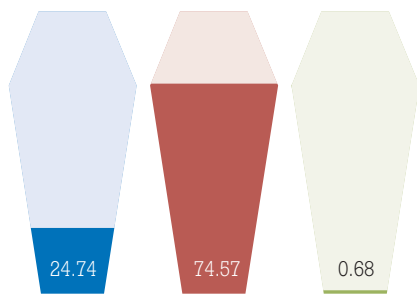
### Crematoria having declined a large coffin

Percentage of crematoria

In 2007



In 2018

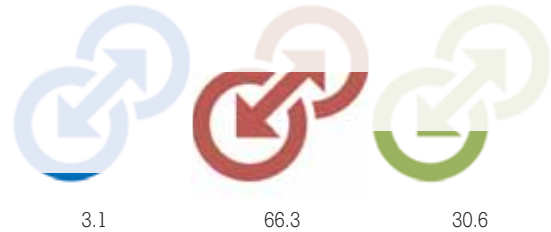


■ Yes ■ No ■ Not known


### Crematoria with heat exchangers

Percentage of crematoria

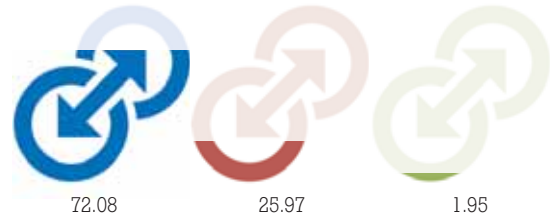
In 2009



In 2018



In 2018 IN USE

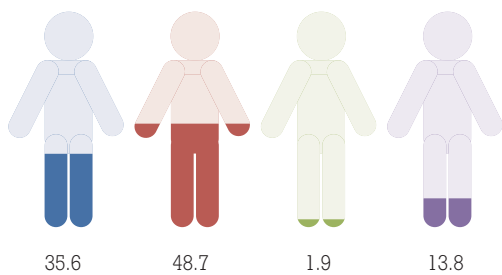


■ Yes ■ No ■ Unknown

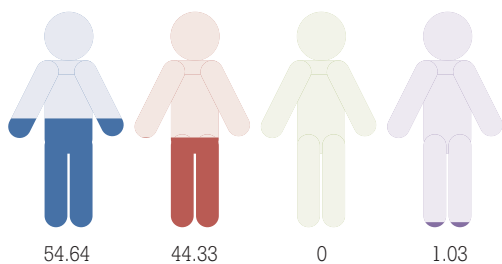
### Crematoria holding over bodies

Percentage of crematoria

In 2011



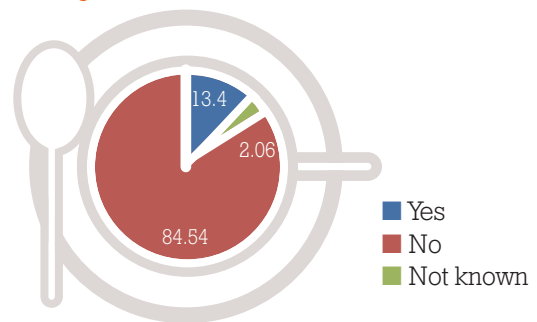
In 2018



■ Yes ■ No ■ Under discussion ■ Unknown

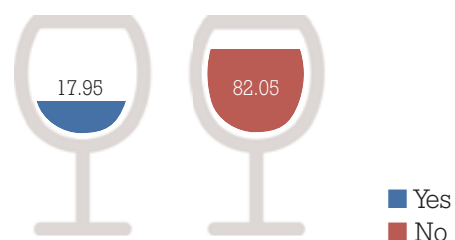
### Crematoria with tea rooms in 2018

Percentage of crematoria



### Crematoria with tea rooms with an alcohol licence in 2018

Percentage of crematoria



■ Yes ■ No