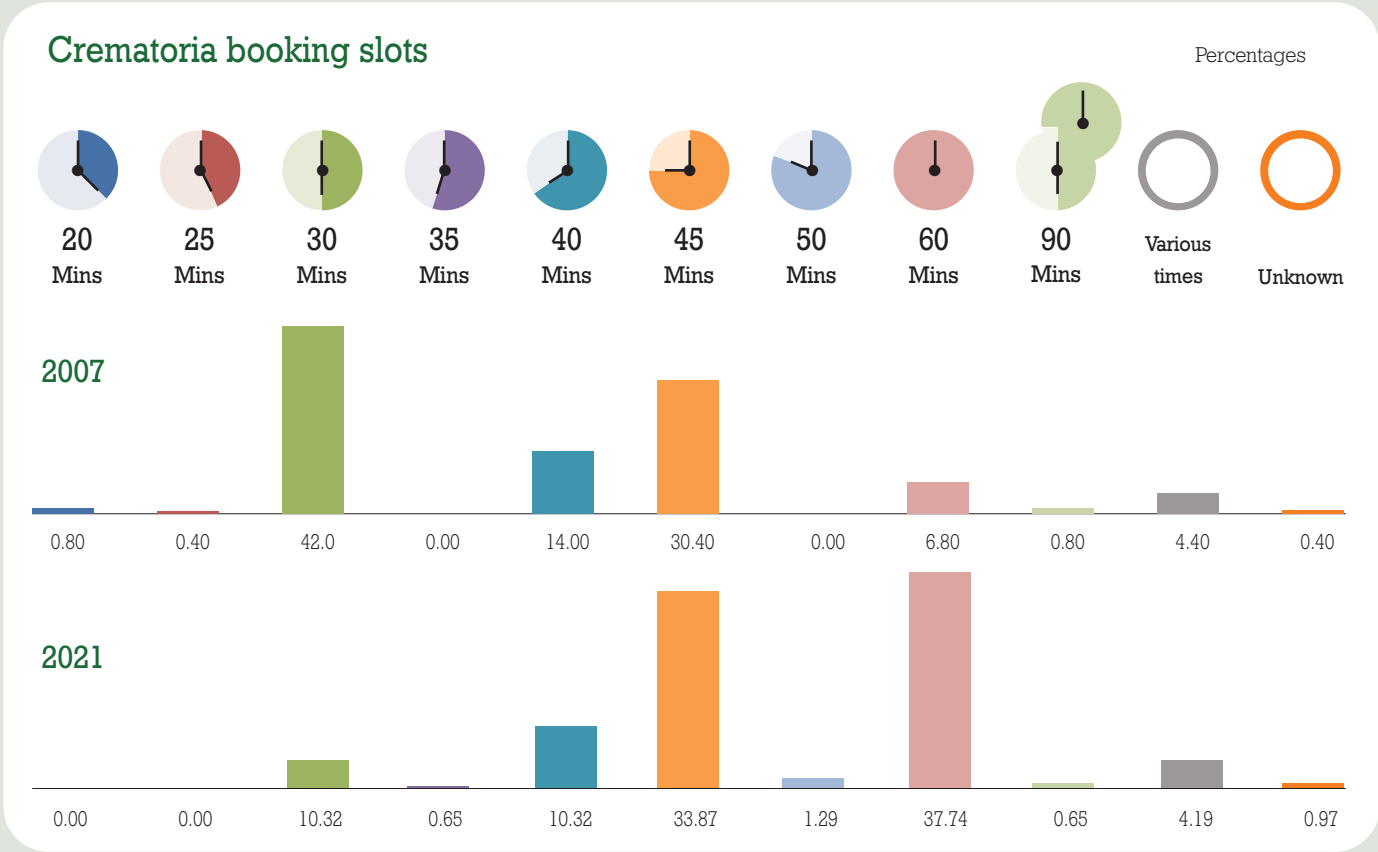


# Survey of Crematoria in the British Islands 2021

Each year, The Cremation Society carries out a survey of all crematoria in the British Islands, in order to obtain the latest information on existing practices and facilities offered. This also enables us to follow any trends that develop across crematoria. Thank you once again to all crematoria for returning their data to us. The information is invaluable and is used by many organisations from across the funeral sector.

The following information is based on the information provided by *all* 312 crematoria surveyed (unless otherwise shown) and where no information was provided or the crematoria were unable to answer the question, this is shown as 'unknown'. This enables you to see the complete picture based on information from 100% of the crematoria surveyed. We asked crematoria to provide their information based on their usual practices, and not any revised practices introduced during the COVID-19 pandemic.

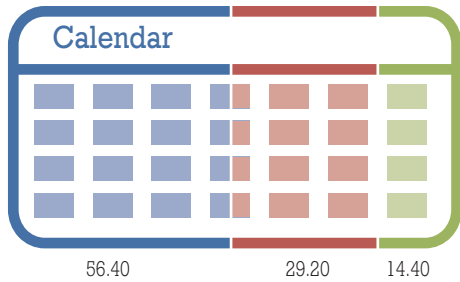
Where an earlier comparative figure is provided, this is based either on the earliest data published in *Pharos International* in 2007 or where a subject was not surveyed in 2007, then the earliest date for which information is available. This is the third dedicated statistics issue of *Pharos International* and we will continue to develop the data collected in order to provide topical and useful information.



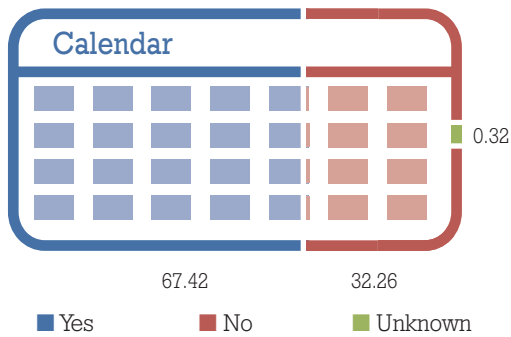
### Crematoria offering weekend services

Percentages

2007



2021



■ Yes ■ No ■ Unknown

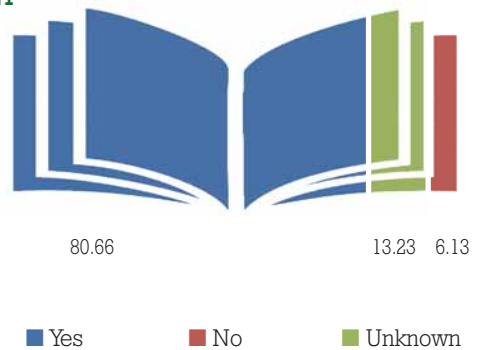
### Crematoria offering specific facilities for religious groups

Percentages

2008



2021




■ Yes ■ No ■ Unknown

### Special services for non-viable fetuses/stillbirths

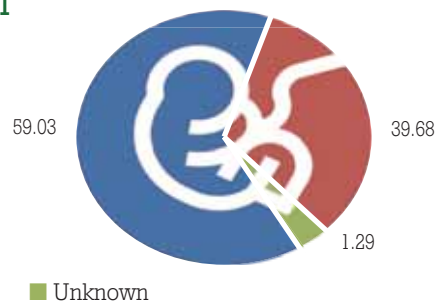
Percentages

2007



■ Yes ■ No ■ Unknown

2021

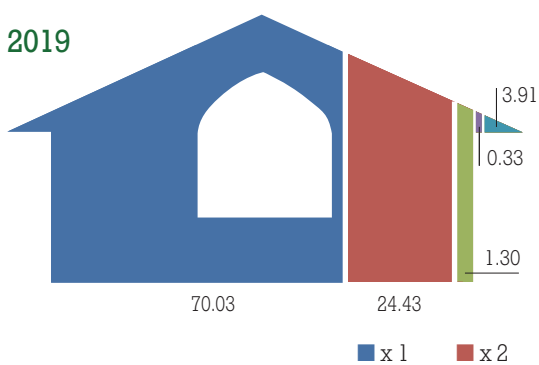


■ Yes ■ No ■ Unknown

### Numbers of chapels

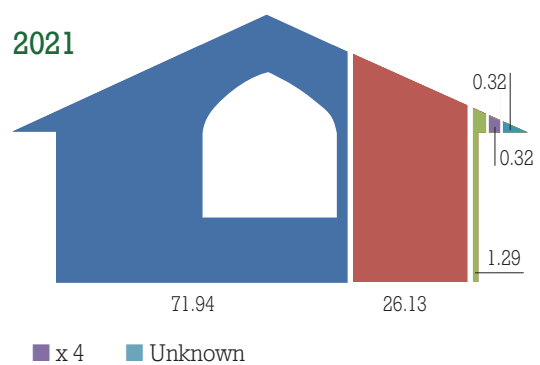
Percentages

2019



■ x 1 ■ x 2 ■ x 3 ■ x 4 ■ Unknown

2021



■ x 1 ■ x 2 ■ x 3 ■ x 4 ■ Unknown